

- Certified design according to **ANSI Z21.13 - CSA 4.9-2014** standards for indoor residential applications
- Gas Input Ranges
 - NHB-055** - 55,000 to 8,000 BTUh
 - NHB-080** - 80,000 to 8,000 BTUh
 - NHB-110** - 110,000 to 10,000 BTUh
 - NHB-150** - 150,000 to 10,000 BTUh
- **Turndown Ratio (TDR)** of up to 15:1 - *one of the highest in its product class*
- **Dual Primary and Secondary Stainless Steel Heat Exchangers** for optimum efficiency and durability
- Compatible with **2" PVC vent up to 60 ft*** and **3" PVC vent up to 150 ft*** (* with no elbows)
- **Backlit Front Panel** - allows adjustment of hot water temperatures and boiler functions including Outdoor Reset Curve settings, pump operation, Integrated Low Water Safety Control, indirect DHW priority, and unit output capacity
- **Low Voltage Terminal Strip** - contacts for thermostat or zone controller, indirect DHW tank thermostat, outdoor reset, 24 VAC device relay, air handler interrupt, and LWCO
- **High Voltage Terminal Strip** - 120V contacts for use with boiler, system, and DHW pump wiring** (** 2A max per pump)
- **Temperature Options** - two boiler operating setpoints: hydronic heating temperature and DHW (indirect) settings range from **77°F (25°C) up to 194°F (90°C)**
- **Ready-Link Cascade Compatible** for up to 16 units with the use of Communication Cables #GXXX000546 (**NHB-110** and **NHB-150** models ONLY)
- **Common Vent Compatible** - allows cascade systems to use a single exhaust and/or intake pipe for **up to 8 units** with the use of the Common Vent Backflow Damper Collar Kit #30014367A (**NHB-110** and **NHB-150** models ONLY)
- Compatible with **Navilink Wi-Fi Control** (#PBCM-AS-001)
- **Outdoor Reset Sensor** (included) - the unit controls will sense outdoor ambient temperatures and adjust the boiler operation for maximum comfort and efficiency
- **External System Supply & Return Sensors** (optional) - additional controls provide optimum system performance
- **AFUE Ratings**
NHB-055/080/110/150 - 95.0% (NG/LPG)
- Compatible with **Natural Gas (NG)** and **Propane (LPG)***** (***) requires installation of included Field Conversion Kit by a qualified gas servicer)
- Certified by **CSA, ASME, SCAQMD** (Rule 1146.2 Type 1 - Complies with 14 ng/l or 20 ppm NOx @ 3% O2)
- **15-Year Heat Exchanger and 5-Year Parts Warranty (Residential)**
10-Year Heat Exchanger and 3-Year Parts Warranty (Commercial)**** (**** see Navien Limited Warranty)
- **Optional accessories** are available (*see below*)

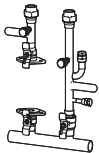
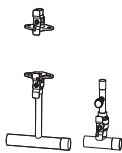
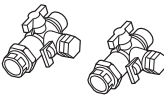
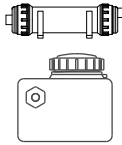

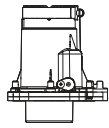



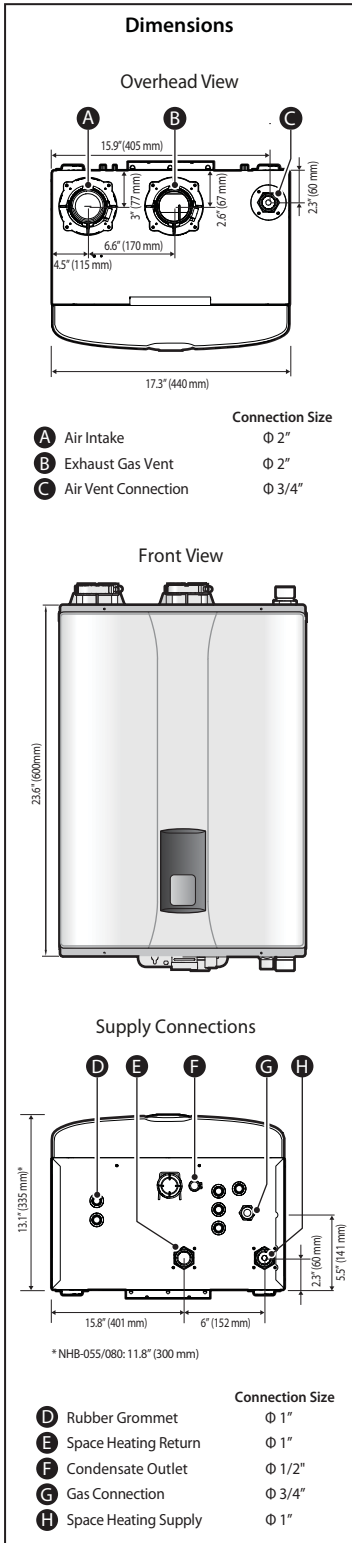
Sleek Design - Compatible with 2" PVC Vent



INCLUDED Illuminated Front Panel with Advanced Hydronic Operation



| | | | | | | |
|---|---|---|--|---|---|---|
|  |  |  |  |  |  |  |
| NHB Manifold Kit - Primary (GFFM-MSOZUS-001) | NHB Manifold Kit - Secondary (GFFM-SKTZUS-001) | Plumb Easy Valve Set (30010950A - 1" Standard) | Condensate Neutralizer (GXXX001322 - Single Unit) (GXXX001324 - Up to 6 Units) (GXXX001325 - Up to 16 Units) | Zone Pump Controller (PFMZ-02P-001 - For 2 Zones) (PFMZ-03P-001 - For 3 Zones) (PFMZ-04P-001 - For 4 Zones) (PFMZ-06P-001 - For 6 Zones) | Common Vent Damper Kit (30014367A) | System Supply/Return Temperature Sensors (GXXX001417) |



| Navien Condensing Boiler Space Heating Ratings | | | | | |
|---|--------------------|-----|-------------------------------------|---|-----------------------|
| Model Number ¹ | Heating Input, MBH | | Heating Capacity ² , MBH | Net AHRI Rating, Water ³ , MBH | AFUE ² , % |
| | Min | Max | | | |
| NHB-055 | 8 | 55 | 51 | 44 | 95.0 |
| NHB-080 | 8 | 80 | 74 | 64 | 95.0 |
| NHB-110 | 10 | 110 | 102 | 89 | 95.0 |
| NHB-150 | 10 | 150 | 138 | 120 | 95.0 |

¹ Ratings are the same for Natural Gas models converted to Propane use.
² Based on U.S. Department of Energy (DOE) test procedures.
³ The NET AHRI Water Ratings shown are based on a piping and pickup allowance of 1.15. Consult Navien before selecting a boiler for installations having unusual piping and pickup requirements, such as intermittent system operation, extensive piping systems, etc.

| Specifications | | | | |
|---|---|--|-----------------------------------|--------------|
| Item | NHB-055 | NHB-080 | NHB-110 | NHB-150 |
| Dimensions | 24in. (H) x 17in. (W) x 12in. (D) | | 24in. (H) x 17in. (W) x 13in. (D) | |
| Weight | 73 lb (33 kg) | | 80 lb (36 kg) | |
| Installation Type | Indoor Wall-Hung | | | |
| Venting Type | Forced Draft Direct Vent | | | |
| Ignition | Electronic Ignition | | | |
| Natural Gas Supply Pressure (from source) | 3.5 in.-10.5 in. WC | | | |
| Propane Gas Supply Pressure (from source) | 8.0 in.-13.5 in. WC | | | |
| Natural Gas Manifold Pressure | -0.03 in. WC | -0.08 in. WC | -0.10 in. WC | -0.40 in. WC |
| Propane Gas Manifold Pressure | -0.03 in. WC | -0.07 in. WC | -0.09 in. WC | -0.30 in. WC |
| Gas Connection Size | 3/4 in. NPT | | | |
| Power Supply | Main Supply | 120V AC, 60Hz | | |
| | Maximum Power Consumption | Less than 10A | | |
| Materials | Casing | Cold-rolled carbon steel | | |
| | Heat Exchangers | Primary and Secondary: Stainless Steel | | |
| Venting | Exhaust | 2 in. or 3 in. PVC, CPVC, approved polypropylene* (* see <i>Installation Manual for more details</i>) 2 in. or 3 in. Special Gas Vent Type BH (Class III, A/B/C) | | |
| | Intake | 2 in. or 3 in. PVC, CPVC, polypropylene 2 in. or 3 in. Special Gas Vent Type BH (Class III, A/B/C) | | |
| | Vent Clearance | 0 in. to combustibles | | |
| Safety Devices | Flame Rod, APS, Gas Valve Operation Detector, Ignition Operation Detector Water Temperature High Limit Switch, Exhaust Temperature High Limit Sensor | | | |

*Navien reserves the right to change specifications at any time without prior notice