

Specifications

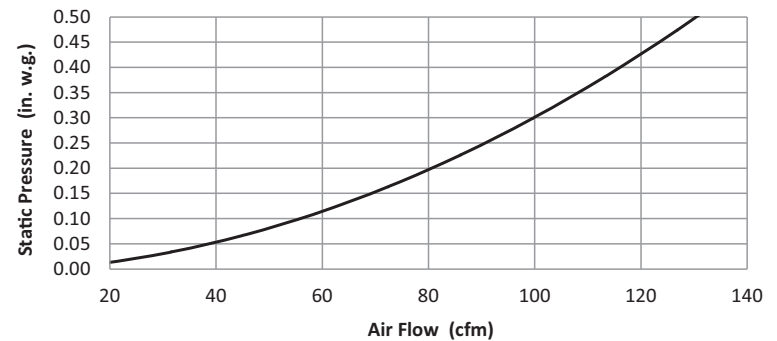
4" Dual Hood 99-194

The Dual Hood offers the benefit of requiring only one 6" hole in the exterior wall to complete the connections for fresh air intake and stale air exhaust.

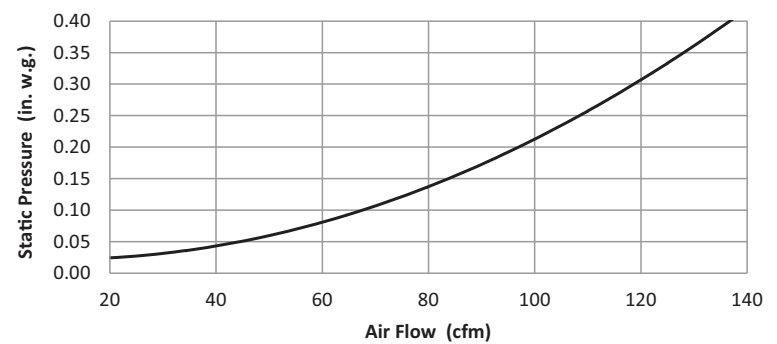
The pressure drop/airflow charts should be referred to when matching the Dual Hood to the HRV / ERV.

Contact your local building authority before installation of the Dual Hood to verify compliance with local building codes.

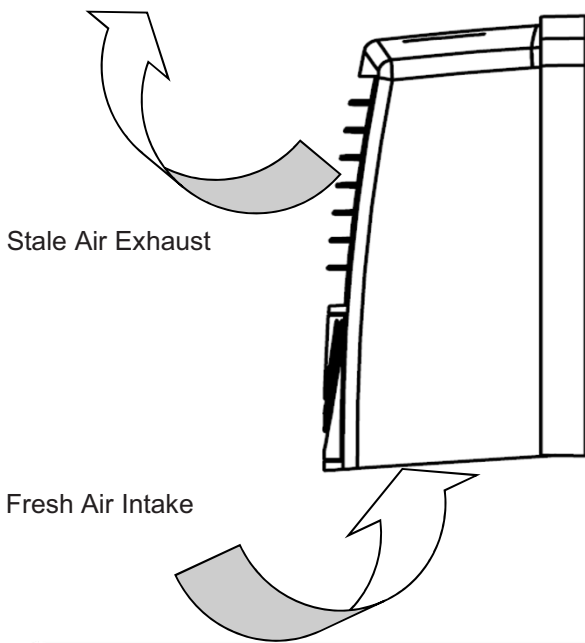
Intake Airflow Chart



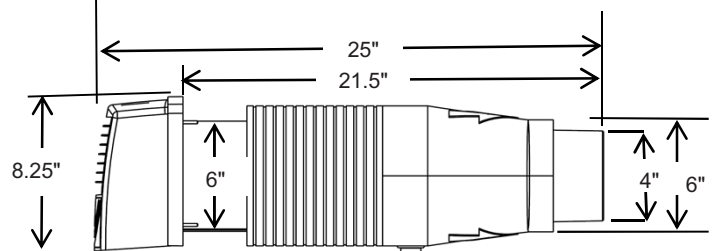
Exhaust Airflow Chart



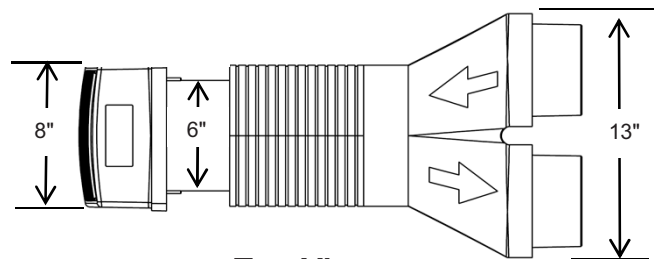
Side View of the Hood and Backplate



Side View



Top View



511 McCormick Blvd.
London, Ontario N5W 4C8
T (519) 457-1904
F (519) 457-1676
Toll Free 1-855-247-4200

270 Regency Ridge, Suite 210
Dayton, Ohio 45459
T (937) 439-6676
F (937) 439-6685



Fiche Technique

4" Dual Hood 99-194

Le Dual Hood offre l'avantage d'exiger seulement un trou de 6po dans le mur extérieur pour raccorder les conduits de l'entrée de l'air neuf et de l'évacuation de l'air vicié.

On doit consulter les tableaux de pression statique et de débit de l'air pour ajuster le Dual Hood au VRC/VRE.

Consultez les autorités locales avant d'installer le Dual Hood pour vérifier la conformité au code local.

Tableau de débit de l'air neuf

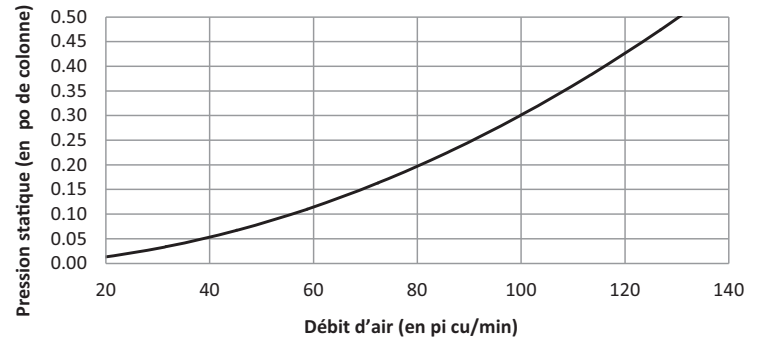
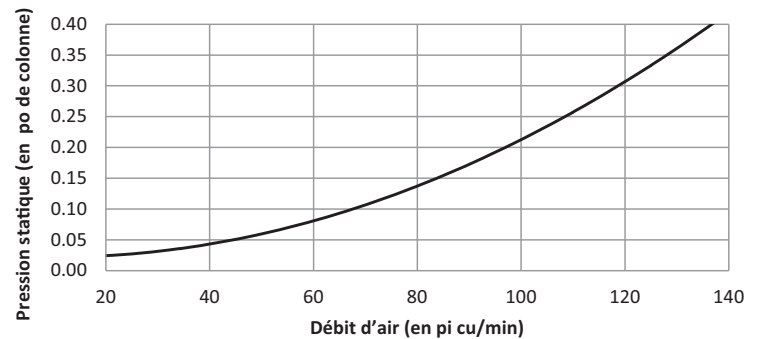
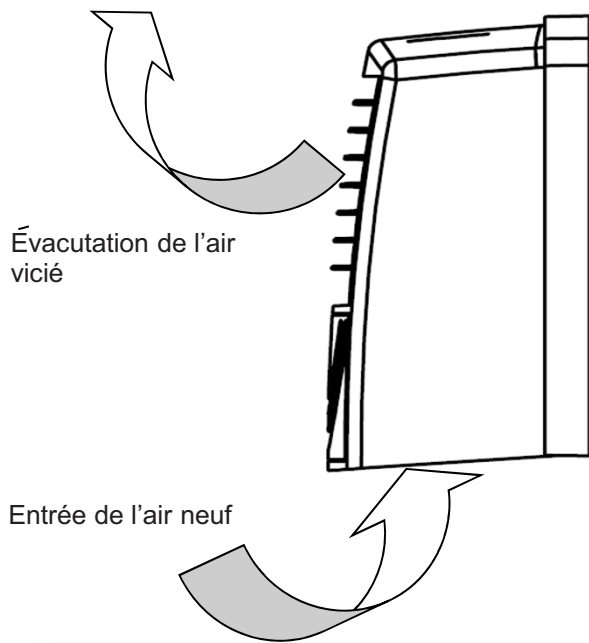


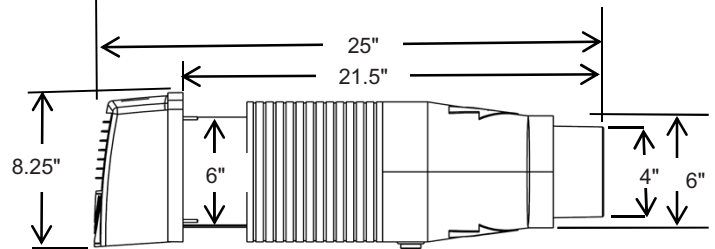
Tableau de débit de l'air vicié



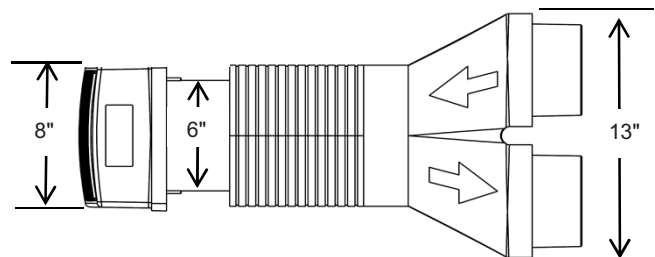
Vue latérale du capuchon et de la plaque arrière



Vue latérale



Vue de dessus



511 McCormick Blvd.
London, Ontario N5W 4C8
T (519) 457-1904
F (519) 457-1676
Toll Free 1-855-247-4200

270 Regency Ridge, Suite 210
Dayton, Ohio 45459
T (937) 439-6676
F (937) 439-6685

